

# Distribution boards

## Home distribution board DIDO-E

Rated current **63 A**    Rated voltage **400 V**    Degree of protection **IP 40**

Home distribution boards DIDO-E are available in two types: surface mounted and flush mounted boards, in one, two or three row design. Available with transparent or white doors. With lock set installation the board can be locked. Home distribution boards can easily be built in and already have a DIN rail installed for easier and quicker mounting of module devices. Terminal blocks for PE and N conductors are attached as standard for all distribution boards. Distribution boards correspond to condition of insulation protection and are in accordance with standard IEC60670-24.



### Surface mounted distribution board - transparent door

Type	Code No.	Number of modules	Weight [g]	Packaging [pcs]	Rows
ECT8PT transparent door	001101000	4(+4)	598	1/5	1
ECT12PT transparent door	001101001	12	952	1/5	1
ECT18PT transparent door	001101002	18	1207	1/5	1
ECT24PT transparent door	001101003	24	1444	1/5	2
ECT36PT transparent door	001101004	36	1965	1/5	3
ECT48PT transparent door	001101020	48	2200	1/5	4

NEW!

### Surface mounted distribution board - white door

Type	Code No.	Number of modules	Weight [g]	Packaging [pcs]	Rows
ECT8PO white door	001101005	4(+4)	598	1/5	1
ECT12PO white door	001101006	12	952	1/5	1
ECT18PO white door	001101007	18	1207	1/5	1
ECT24PO white door	001101008	24	1444	1/5	2
ECT36PO white door	001101009	36	1965	1/5	3
ECT48PO white door	001101021	48	2200	1/5	4

NEW!

### Flush mounted distribution board - transparent door

Type	Code No.	Number of modules	Weight [g]	Packaging [pcs]	Rows
ECM8PT transparent door	001101010	4(+4)	681	1/5	1
ECM12PT transparent door	001101011	12	922	1/5	1
ECM18PT transparent door	001101018	18	1200	1/5	1
ECM24PT transparent door	001101012	24	1338	1/5	2
ECM36PT transparent door	001101013	36	1785	1/5	3

### Flush mounted distribution board - white door

Type	Code No.	Number of modules	Weight [g]	Packaging [pcs]	Rows
ECM8PO white door	001101014	4(+4)	681	1/5	1
ECM12PO white door	001101015	12	922	1/5	1
ECM18PO white door	001101019	18	1200	1/5	1
ECM24PO white door	001101016	24	1338	1/5	2
ECM36PO white door	001101017	36	1785	1/5	3

### Distribution board 2x18 modules

Type	Code No.	Number of modules	Weight [g]	Packaging [pcs]	Rows
Wall mounted ECT 2x18PT transparent door	001101081	2x18	2414	1/5	2
Wall mounted ECT 2x18PO white door	001101082	2x18		1/5	
Flush mounted ECM 2x18PT transparent door	001101083	2x18		1/5	
Flush mounted ECM 2x18PO white door	001101084	2x18		1/5	

NEW!

DIDO

## Accessories DIDO-E

### Accessories

Type	Code No.	Weight [g]	Packaging [pcs]
Lock set	001101050	15	1
PST-UNI terminal	001101051	100	1/25
MP-E modular cover	001101052	26	10/500
Rubber input M20	001101054	10	50/3000
Rubber input M25	001101055	12	50/2000
Rubber input M32	001101056	16	25/1000
Rubber input M40	001101057	20	25/600

**NEW!**

\* PST-UNI is an extra insulating terminal (2 x 15) that can be mounted into 12, 24, 36 and 48 module distribution boards



## Home distribution board DIDO-ECH

Rated current <b>63 A</b>	Rated voltage <b>400 V</b>	Degree of protection <b>IP 65</b>
------------------------------	-------------------------------	--------------------------------------

Watertight wall-mounted distribution boards apply in domestic and industry architecture for mounting modular equipment for protection (IP65) against wet, dust and another dirtiness. Enclosure is made of high thermal stability material - ASA (Acrylonitrile-Acrylic-Styrene), plastic with good dielectrical and mechanical attributes, UV resistant (colour stability). Easy and quick montage.

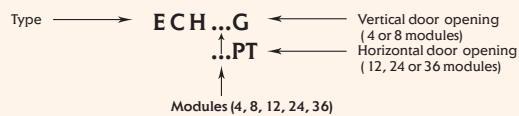
### Main elements:

- Bottom cover with DIN rail, PE and N bars and holes for PG cable inlets properly marked
- Top cover with seal of the door
- Transparent door made of polycarbonate (PC) with plastic lock (in standard) or metal lock with key (in option)

### Wall mounted distribution board - ECH

Type	Code No.	Number of modules	Weight [g]	Packaging [pcs]	Rows
ECH-4G	001101060	4	460	1/5	1
ECH-8G	001101061	8	680	1/5	1
ECH-12PT	001101062	12	1240	1/5	1
ECH-24PT	001101063	24	1700	1/5	2
ECH-36PT	001101064	36	2310	1/5	3

### Enclosure designation



### Accessories

Type	Code No.	Weight [g]	Packaging [pcs]
Lock with key ECH-Lk	001101065	17	1
PST-UNI terminal	001101051	100	1/25
MP-ECH modular cover	001101053	26	10/500

**NEW!**

\* PST-UNI is an extra insulating terminal (2 x 15) that can be mounted into 12, 24 and 36 module distribution boards



## Home distribution board DIDO-S

Rated voltage  
**400 V**

Degree of protection  
**IP 40**

DIDO-S distribution boards are available in two types: surface mounted and flush mounted boards. Particular attention has been set to the need to give more space in the inside in order to facilitate the operations of wiring therefore favouring the simplicity of installation. PE4, PE8 and PE12 boards have a particular system to fix the DIN rail; it allows to regulate its height in two positions, an inner and an outer position. Some flush mounted boards (CMR) answering the demands of space saving products - more compact enclosures. All distribution boards have DIN rail and brass terminal block (earth and neutral). The particular structure of the lid limits the board prominence from the wall of only 20 mm, creating a product of discrete design and presence. The interchangeability among the doors (transparent and opaque) and their reversibility together with the large space for the assembling make these series very versatile. Always careful to the demands of the clients, all products are protected with a thermo-retractable film.



### Surface mounted distribution board - without door

Type	Code No.	Number of modules	Weight [g]	Packaging [pcs]	Rows
NE2 without door CT2*	001108010	1-2	80	1/50	1
NE5 without door CT5	001168000	5	385	1/16	1
NE8 without door CT8	001168200	8	535	1/12	1
NE12 without door CT12	001178100	12	784	1/8	1
ND12 without door CT24	001188200	24	970	1/8	2
NT12 without door CT36	001198300	36	1304	1/8	3

\*sealing option



### Surface mounted distribution board - transparent door

Type	Code No.	Number of modules	Weight [g]	Packaging [pcs]	Rows
NE5 transp. door CT5PT	001168010	5	430	1/16	1
NE8 transp. door CT8PT	001168210	8	610	1/12	1
NE12 transp. door CT12PT	001178110	12	882	1/8	1
ND12 transp. door CT24PT	001188210	24	1126	1/8	2
NT12 transp. door CT36PT	001198310	36	1550	1/8	3



### Surface mounted distribution board - white door

Type	Code No.	Number of modules	Weight [g]	Packaging [pcs]	Rows
ND12 white door CT24PO	001188220	24	1126	1/8	2
NT12 white door CT36PO	001198320	36	1550	1/8	3

## Distribution boards

### Flush mounted distribution board - without door

Type	Code No.	Number of modules	Weight [g]	Packaging [pcs]	Rows
PE4 without door CM4	001158104	4	327	1/40	1
PE8 without door CM8	001158108	8	425	1/26	1
PE12 without door CM12	001158100	12	551	1/20	1

### Flush mounted distribution board - transparent door

Type	Code No.	Number of modules	Weight [g]	Packaging [pcs]	Rows
PE4 transparent door CM4PT	001158114	4	372	1/40	1
PE8 transparent door CM8PT	001158118	8	500	1/26	1
PE12 transparent door CM12PT	001158110	12	649	1/20	1
PD12 transparent door CMR24PT	001158210	24	1252	1/5	2
PT12 transparent door CMR36PT	001168310	36	1723	1/4	3

### Flush mounted distribution board - white door


Type	Code No.	Number of modules	Weight [g]	Packaging [pcs]	Rows
PD12 white door CMR24PO	001158220	24	1252	1/5	2
PT12 white door CMR36PO	001168320	36	1723	1/4	3



## Accessories

### Accessories

Type	Code No.	Weight [g]	Packaging [pcs]
Cover plate TCF white 9 x 1/2 module	002918001	10	1/50
KCMR Fixing Accessory for Hollow Walls for CMR 24-36	002918005	20	1/10
KCM Fixing Accessory for Hollow Walls for CMR 8-12	002918006	20	1/10



cover plate

## Distribution board with metal door DIDO GLOBAL

Rated current  
**63 A**

Rated voltage  
**400 V**

Degree of protection  
**IP 30, IP 40**


### Description

DIDO GLOBAL are flush-mounted compact distribution boxes. They are suitable for installation in homes, schools and commercial buildings.

Main characteristics of DIDO Global:

- wall box class II: all insulated, serial cable strain relief, line entrance from above and below with snap lock
- device cover: removable plastic plate, 12+2 MU – device recesses (1 MU=17.5 mm) for each row, can be leaded
- Surface levelling frame and door: levelling is possible to offset surface unevenness of up to 18 mm. Closing of the door is possible with rotating closing latch. Additionally it is possible to order a lock-set SSGL-S in order to be able to lock the door.

Scope of delivery: enclosure, device support, cover, neutral and earth conductor terminals, installation angle, hollow wall fastening elements, instructions for installation, marking labels.



### DIDO GLOBAL

Type	Code No.	Number of modules	Weight [g]	Packaging [pcs]	Rows
DIDO Global PE14	001140050	12+2	2500	1/1	1
DIDO Global PD28	001150050	24+4	3400	1/1	2
DIDO Global PT42	001160050	36+6	4200	1/1	3
DIDO Global P556	001160080	48+8	4900	1/1	4

### Accessories

Type	Code No.	Packaging [pcs]
SSGL-S Lock Set	002918200	1/1
AP45W Cover plate 6 modules width	002918201	1/1
HWBFS Hollow Wall fixing element	002918202	1/1

## Home distribution board DIDO

Rated current  
**63 A**

Rated voltage  
**400 V**

Degree of protection  
**IP 30**

Distribution boards of DIDO system are suitable for distribution applications in homes, schools and commercial premises. DIDO distribution boards systems fulfil the requirements of DIN 43871 and DIN 57603. As to the type mounting, surface mounted and flush mounted distribution boards in 1 or 2 row design are produced. These distribution boards offer generous wiring space. The minimum distance between mounting rail and the boards edge of the cover frame is 115 mm. The distance between rows is 125 mm, so a generous wiring space is provided even if a distribution board is fitted with maximum number of miniature circuit breakers. The distribution boards are double insulated. They are very easy and quick to install and dismantle.



### Surface mounted distribution board

Type	Code No.	Number of modules	Weight [g]	Packaging [pcs]	Rows
DIDO NE4	001100000	4	270	1/1	1

### Flush mounted distribution board

Type	Code No.	Number of modules	Weight [g]	Packaging [pcs]	Rows
DIDO PE 12 high	001145000	12	1670	1/1	1
DIDO PE 12 low	001140000	12	1465	1/1	1
DIDO PD 12 high	001151000	24	2520	1/1	2
DIDO PD 12 low	001153000	24	2400	1/1	2